

Introduction.

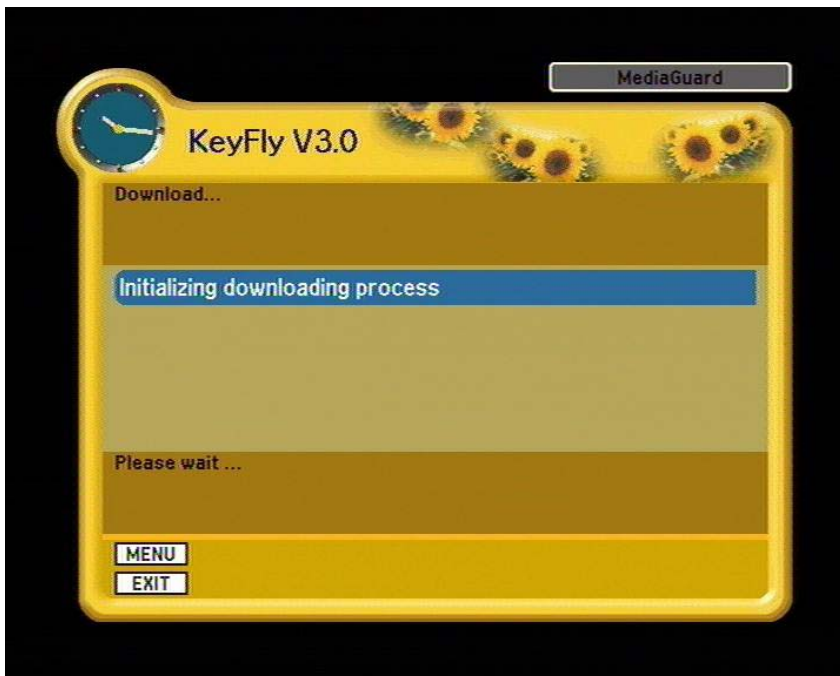
This document describes the OTA (Over-The-Air upgrading) procedure for Al-Jazeera Sport CAM's from the end-user point of view.

Steps.

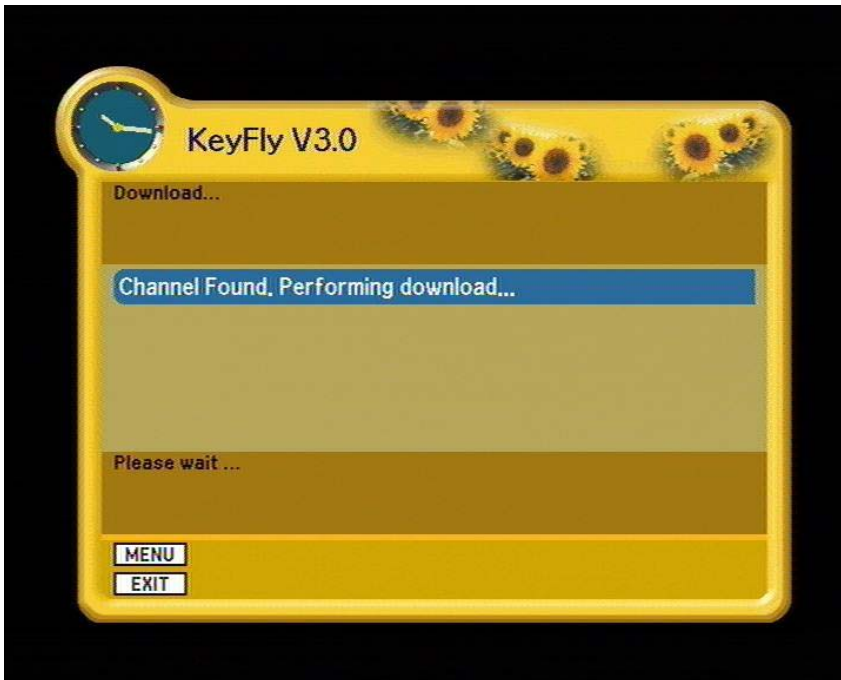
1. Select any channel from Nilesat 12,284 GHz Vertical (tp 30):

- Al Jazeera Sport Channel
- Al Jazeera Sport Channel 2
- Al Jazeera Sport Channel +1
- Al Jazeera Sport Channel +2
- Aljazeera Mobasher
- Al Jazeera Children's Channel
- Al Jazeera Sport Channel +1
- Al Jazeera Sport Channel +2

2. Few seconds later, a pop-up message will appear: "Initialiazng downloading process". **Caution:** Do not hit any key of the STB or the OTA operation could fail. (The on screen image will freeze or will go black)



3. Few seconds later, a new pop-up message will appear: "Channel Found. Performing Download"



4. Few seconds later, a new on-screen message will be shown: "Performing Download 0.0%...". (This message will be updated with download percentage). **Caution:** Do not hit any key of the STB or the remote control.



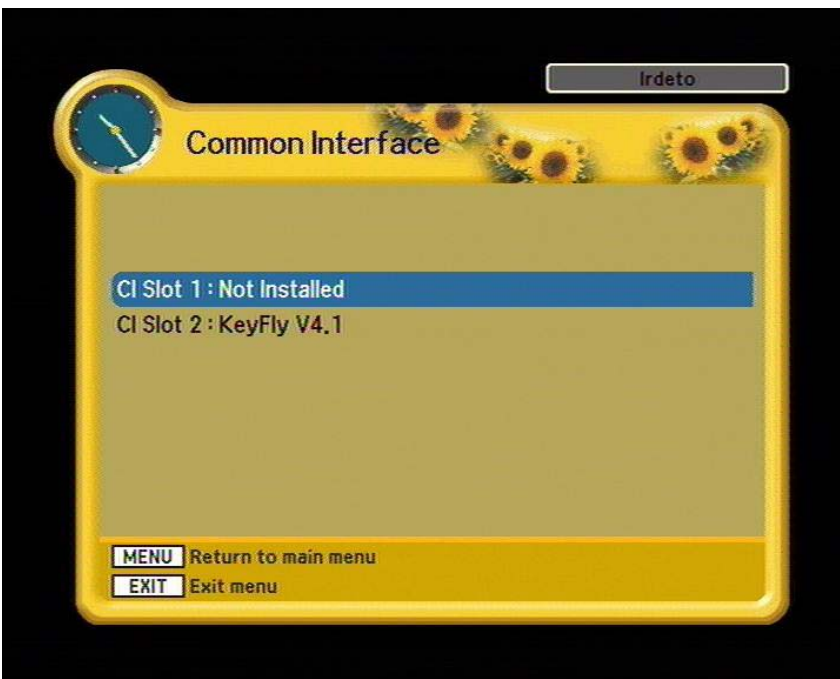
5. The previous message will be updated with the download percentage. Do not hit any key of the STB or the remote control.



6. About 7 minutes later, a new on-screen message will be shown: "Download complete!!!. Copying image and re-booting".



7. About 10 seconds later, the receiver will reset the CAM and the viewer could descramble again KeyFly encrypted channels. The [Al-Jazeera Sport CAM](#) will be, then, upgraded to version 4.1. If your receiver does not automatically reset, switch-off and switch-on it again.



NOTE:

A small number of receivers do not display on-screen messages. When download starts, the screen will freeze or go black for about 7 minutes until download ends and receiver is reset (automatically or by switching off and on).